



Willkommen bei

DESAYO 

...es wird schön und warm

Ist Ihr Partner in ganz Europa, wenn es um Design und Heizen geht....

Wir laden Sie ein die Innovation, die Effizienz und das eindrucksvolle Design
unserer Produkte kennenzulernen

www.desayo.de

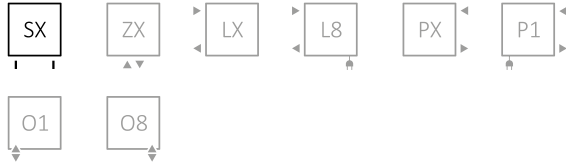
Online Shop : <https://www.desayo.de>
Email : info@desayo.de
Telefon : 05 1 32 / 50 64 585



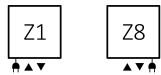


Anschlüsse:

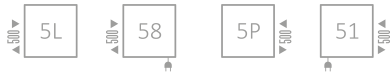
A \updownarrow 300÷1700:



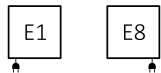
A \updownarrow 500÷1700:



A=820÷1700:



Elektroheizkörper siehe Seite 401.

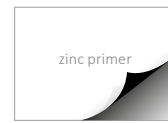


Wir empfehlen:

Garnitur mit integriertem Thermostat für Anschluss Z1 i Z8



Zink Primer



Garnitur mit integrierter Blende



Heizpatrone ONE



Technische Daten:

Betriebsdruck: 1,0 MPa

Maximale Betriebstemperatur: 95°C

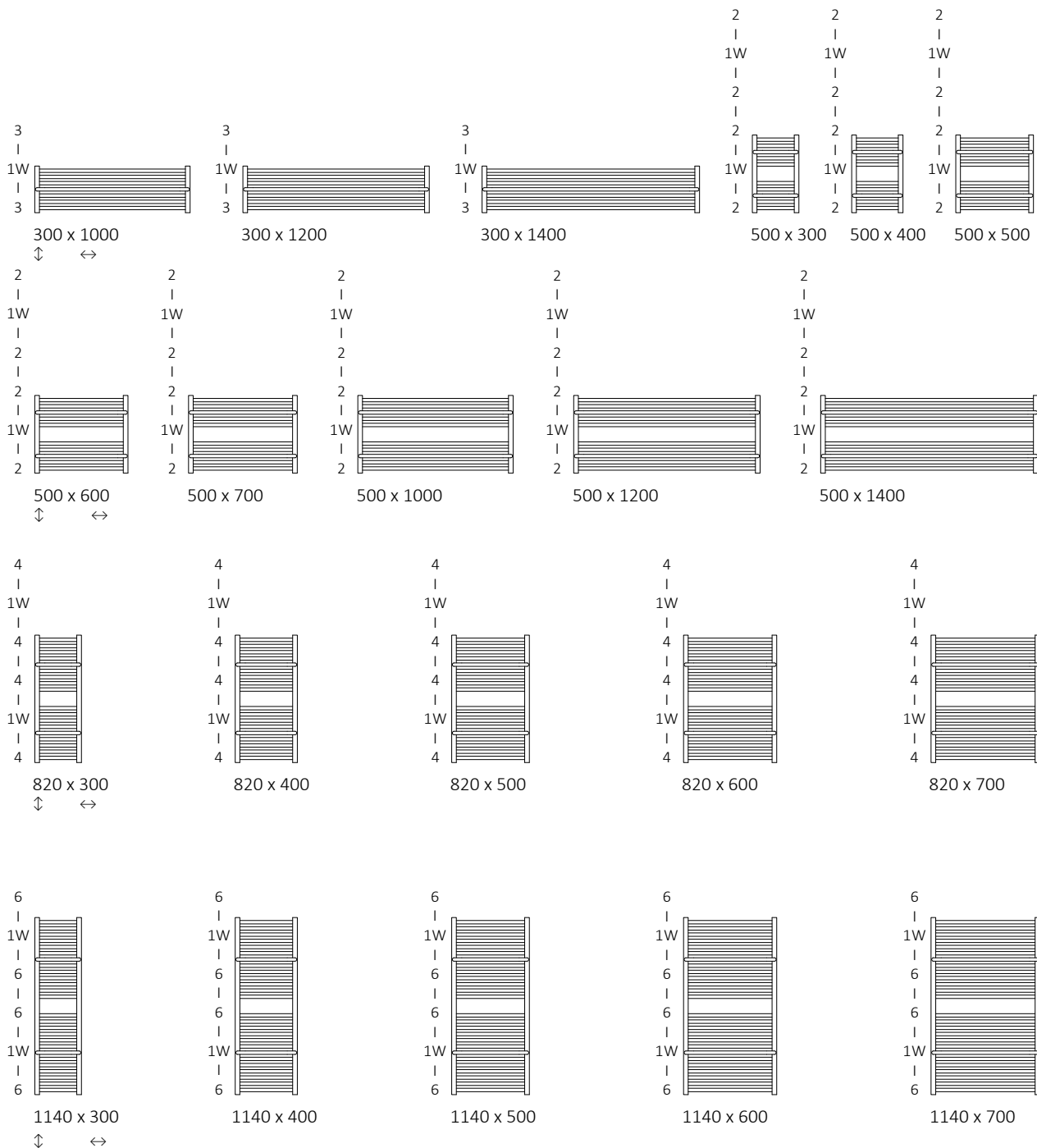
| A | B | C1 | C2 | 75 65 20°C | 55 45 20°C | ☺ | D | E | F | H | ⚖ | Produkt code | Konfigurationscode s. 539 |
|-------------------|-------------------|------|------|------------|------------|-----|------|------|------|--------------------|------|--------------|---------------------------|
| \updownarrow | \leftrightarrow | [mm] | [mm] | [W] | [W] | [W] | [mm] | [mm] | [mm] | [dm ³] | [kg] | | |
| Pulverlack | | | | | | | | | | | | | |
| 300 | 1000 | - | 970 | 290 | 159 | - | 970 | 120 | 90 | 2,43 | 5,07 | WGLIM030100 | |
| 300 | 1200 | - | 1170 | 347 | 191 | - | 1170 | 120 | 90 | 2,85 | 5,96 | WGLIM030120 | |
| 300 | 1400 | - | 1370 | 405 | 223 | - | 1370 | 120 | 90 | 3,26 | 6,86 | WGLIM030140 | |
| 500 | 300 | 50 | 270 | 144 | 79 | 120 | 270 | 320 | 90 | 1,50 | 2,94 | WGLIM050030 | |
| 500 | 400 | 50 | 370 | 192 | 105 | 200 | 370 | 320 | 90 | 1,79 | 3,58 | WGLIM050040 | |
| 500 | 500 | 50 | 470 | 241 | 131 | 200 | 470 | 320 | 90 | 2,09 | 4,22 | WGLIM050050 | |
| 500 | 600 | 50 | 570 | 282 | 153 | 300 | 570 | 320 | 90 | 2,39 | 4,86 | WGLIM050060 | |
| 500 | 700 | 50 | 670 | 324 | 176 | 300 | 670 | 320 | 90 | 2,69 | 5,50 | WGLIM050070 | |
| 500 | 1000 | 50 | 970 | 482 | 262 | 400 | 970 | 320 | 90 | 3,59 | 7,43 | WGLIM050100 | |
| 500 | 1200 | 50 | 1170 | 578 | 314 | 600 | 1170 | 320 | 90 | 4,18 | 8,71 | WGLIM050120 | |
| 500 | 1400 | 50 | 1370 | 675 | 367 | - | 1370 | 320 | 90 | 4,78 | 9,99 | WGLIM050140 | |
| 820 | 300 | 50 | 270 | 244 | 132 | 300 | 270 | 640 | 90 | 2,53 | 4,94 | WGLIM082030 | |
| 820 | 400 | 50 | 370 | 325 | 175 | 300 | 370 | 640 | 90 | 3,07 | 6,10 | WGLIM082040 | |
| 820 | 500 | 50 | 470 | 406 | 218 | 400 | 470 | 640 | 90 | 3,61 | 7,25 | WGLIM082050 | |
| 820 | 600 | 50 | 570 | 477 | 256 | 400 | 570 | 640 | 90 | 4,15 | 8,40 | WGLIM082060 | |
| 820 | 700 | 50 | 670 | 547 | 293 | 600 | 670 | 640 | 90 | 4,68 | 9,55 | WGLIM082070 | |
| 1140 | 300 | 50 | 270 | 345 | 185 | 400 | 270 | 960 | 90 | 3,57 | 6,94 | WGLIM114030 | |

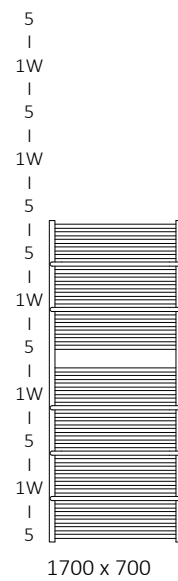
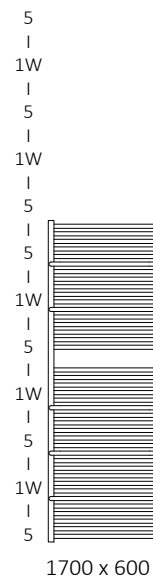
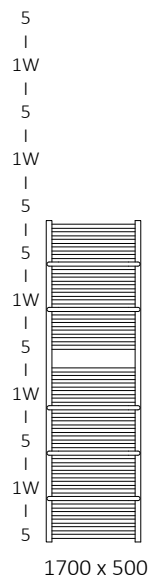
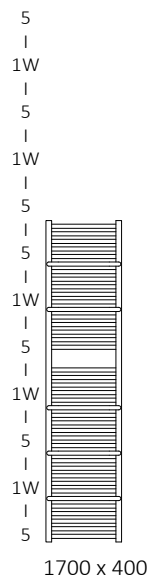
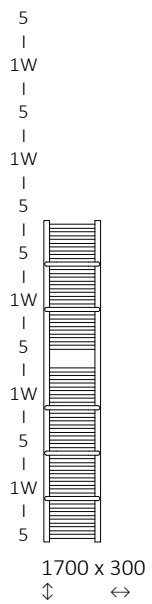
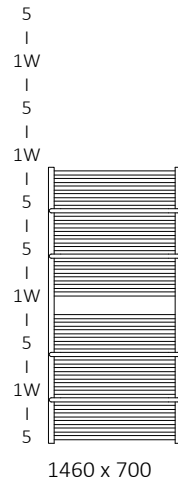
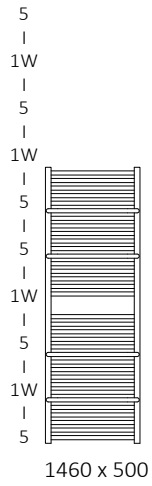
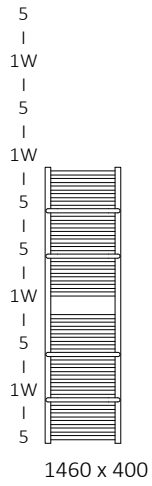
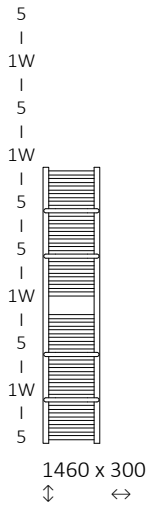
| A ↕ | B ↔ | C1 [mm] | C2 [mm] | 75 65 20°C [W] | 55 45 20°C [W] | ☉ [W] | D [mm] | E [mm] | F [mm] | H [dm³] | 📦 [kg] | Produkt code | Konfi- gurations code s. 539 |
|--------|--------|------------|------------|-------------------|-------------------|----------|-----------|-----------|-----------|------------|-----------|-----------------|---------------------------------------|
| 1140 | 400 | 50 | 370 | 460 | 247 | 400 | 370 | 960 | 90 | 4,35 | 8,61 | WGLIM114040 | |
| 1140 | 500 | 50 | 470 | 574 | 308 | 600 | 470 | 960 | 90 | 5,13 | 10,27 | WGLIM114050 | |
| 1140 | 600 | 50 | 570 | 675 | 361 | 800 | 570 | 960 | 90 | 5,90 | 11,94 | WGLIM114060 | |
| 1140 | 700 | 50 | 670 | 776 | 415 | 800 | 670 | 960 | 90 | 6,68 | 13,61 | WGLIM114070 | |
| 1460 | 300 | 50 | 270 | 449 | 240 | 400 | 270 | 1280 | 90 | 4,66 | 9,06 | WGLIM146030 | |
| 1460 | 400 | 50 | 370 | 599 | 319 | 600 | 370 | 1280 | 90 | 5,68 | 11,24 | WGLIM146040 | |
| 1460 | 500 | 50 | 470 | 748 | 399 | 800 | 470 | 1280 | 90 | 6,69 | 13,41 | WGLIM146050 | |
| 1460 | 600 | 50 | 570 | 879 | 468 | 800 | 570 | 1280 | 90 | 7,71 | 15,59 | WGLIM146060 | |
| 1460 | 700 | 50 | 670 | 1009 | 537 | 1000 | 670 | 1280 | 90 | 8,73 | 17,77 | WGLIM146070 | |
| 1700 | 300 | 50 | 270 | 527 | 280 | 600 | 270 | 1520 | 90 | 5,47 | 10,62 | WGLIM170030 | |
| 1700 | 400 | 50 | 370 | 703 | 374 | 800 | 370 | 1520 | 90 | 6,66 | 13,18 | WGLIM170040 | |
| 1700 | 500 | 50 | 470 | 878 | 466 | 800 | 470 | 1520 | 90 | 7,86 | 15,74 | WGLIM170050 | |
| 1700 | 600 | 50 | 570 | 1031 | 547 | 1000 | 570 | 1520 | 90 | 9,05 | 18,30 | WGLIM170060 | |
| 1700 | 700 | 50 | 670 | 1183 | 628 | 1200 | 670 | 1520 | 90 | 10,25 | 20,86 | WGLIM170070 | |

Galvanische Oberfläche

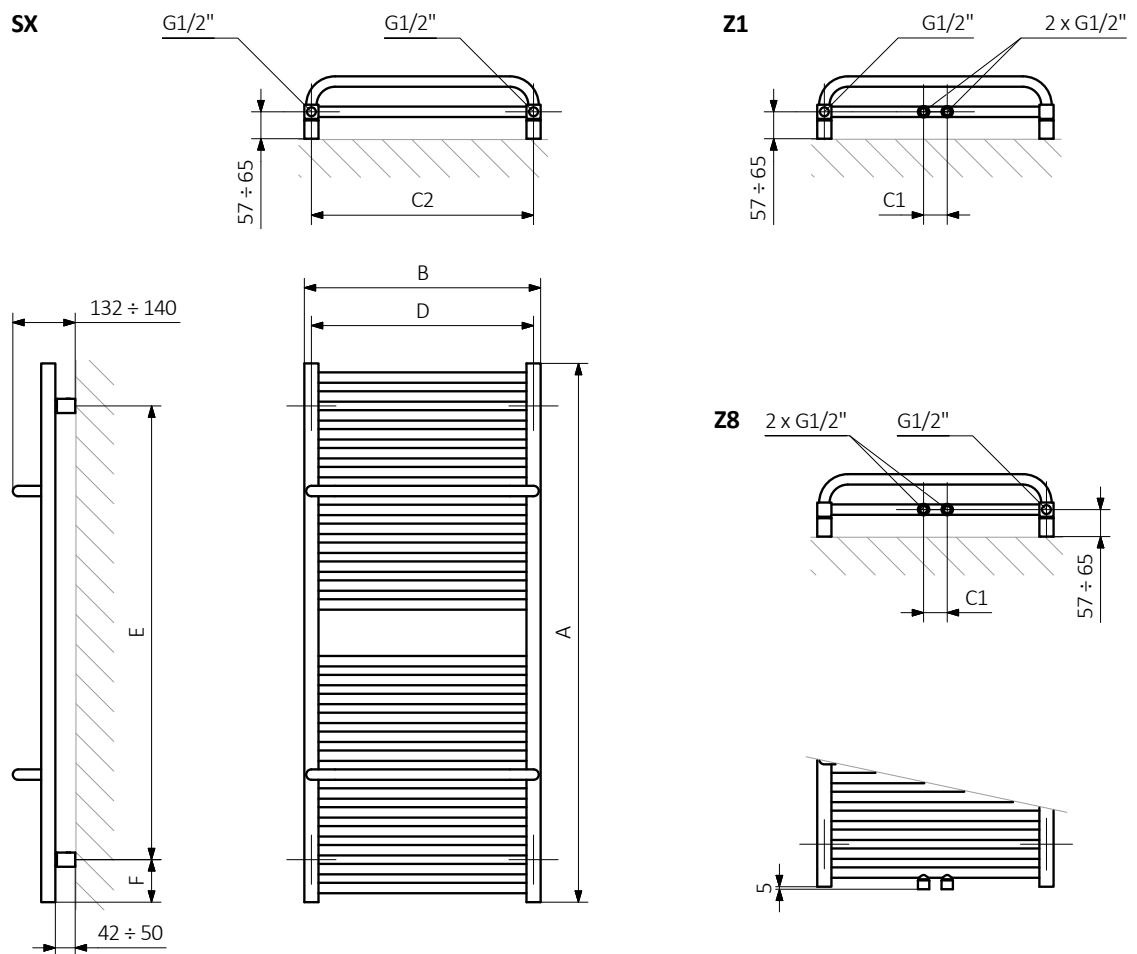
| | | | | | | | | | | | | | |
|------|------|----|------|-----|-----|-----|------|------|----|-------|-------|-------------|--|
| 300 | 1000 | - | 970 | 203 | 104 | - | 970 | 120 | 90 | 2,43 | 5,07 | WGLIM030100 | |
| 300 | 1200 | - | 1170 | 243 | 124 | - | 1170 | 120 | 90 | 2,85 | 5,96 | WGLIM030120 | |
| 300 | 1400 | - | 1370 | 284 | 145 | - | 1370 | 120 | 90 | 3,26 | 6,86 | WGLIM030140 | |
| 500 | 300 | 50 | 270 | 101 | 51 | 120 | 270 | 320 | 90 | 1,50 | 2,94 | WGLIM050030 | |
| 500 | 400 | 50 | 370 | 134 | 69 | 120 | 370 | 320 | 90 | 1,79 | 3,58 | WGLIM050040 | |
| 500 | 500 | 50 | 470 | 169 | 86 | 200 | 470 | 320 | 90 | 2,09 | 4,22 | WGLIM050050 | |
| 500 | 600 | 50 | 570 | 197 | 101 | 200 | 570 | 320 | 90 | 2,39 | 4,86 | WGLIM050060 | |
| 500 | 700 | 50 | 670 | 227 | 116 | 200 | 670 | 320 | 90 | 2,69 | 5,50 | WGLIM050070 | |
| 500 | 1000 | 50 | 970 | 337 | 172 | 400 | 970 | 320 | 90 | 3,59 | 7,43 | WGLIM050100 | |
| 500 | 1200 | 50 | 1170 | 405 | 206 | 400 | 1170 | 320 | 90 | 4,18 | 8,71 | WGLIM050120 | |
| 500 | 1400 | 50 | 1370 | 473 | 241 | 400 | 1370 | 320 | 90 | 4,78 | 9,99 | WGLIM050140 | |
| 820 | 300 | 50 | 270 | 171 | 87 | 200 | 270 | 640 | 90 | 2,53 | 4,94 | WGLIM082030 | |
| 820 | 400 | 50 | 370 | 228 | 116 | 200 | 370 | 640 | 90 | 3,07 | 6,10 | WGLIM082040 | |
| 820 | 500 | 50 | 470 | 284 | 145 | 300 | 470 | 640 | 90 | 3,61 | 7,25 | WGLIM082050 | |
| 820 | 600 | 50 | 570 | 334 | 170 | 400 | 570 | 640 | 90 | 4,15 | 8,40 | WGLIM082060 | |
| 820 | 700 | 50 | 670 | 383 | 195 | 400 | 670 | 640 | 90 | 4,68 | 9,55 | WGLIM082070 | |
| 1140 | 300 | 50 | 270 | 242 | 123 | 300 | 270 | 960 | 90 | 3,57 | 6,94 | WGLIM114030 | |
| 1140 | 400 | 50 | 370 | 322 | 164 | 300 | 370 | 960 | 90 | 4,35 | 8,61 | WGLIM114040 | |
| 1140 | 500 | 50 | 470 | 402 | 205 | 400 | 470 | 960 | 90 | 5,13 | 10,27 | WGLIM114050 | |
| 1140 | 600 | 50 | 570 | 473 | 241 | 400 | 570 | 960 | 90 | 5,90 | 11,94 | WGLIM114060 | |
| 1140 | 700 | 50 | 670 | 543 | 277 | 600 | 670 | 960 | 90 | 6,68 | 13,61 | WGLIM114070 | |
| 1460 | 300 | 50 | 270 | 314 | 160 | 300 | 270 | 1280 | 90 | 4,66 | 9,06 | WGLIM146030 | |
| 1460 | 400 | 50 | 370 | 419 | 214 | 400 | 370 | 1280 | 90 | 5,68 | 11,24 | WGLIM146040 | |
| 1460 | 500 | 50 | 470 | 524 | 267 | 600 | 470 | 1280 | 90 | 6,69 | 13,41 | WGLIM146050 | |
| 1460 | 600 | 50 | 570 | 615 | 314 | 600 | 570 | 1280 | 90 | 7,71 | 15,59 | WGLIM146060 | |
| 1460 | 700 | 50 | 670 | 706 | 360 | 800 | 670 | 1280 | 90 | 8,73 | 17,77 | WGLIM146070 | |
| 1700 | 300 | 50 | 270 | 369 | 188 | 400 | 270 | 1520 | 90 | 5,47 | 10,62 | WGLIM170030 | |
| 1700 | 400 | 50 | 370 | 492 | 251 | 600 | 370 | 1520 | 90 | 6,66 | 13,18 | WGLIM170040 | |
| 1700 | 500 | 50 | 470 | 615 | 313 | 600 | 470 | 1520 | 90 | 7,86 | 15,74 | WGLIM170050 | |
| 1700 | 600 | 50 | 570 | 722 | 368 | 800 | 570 | 1520 | 90 | 9,05 | 18,30 | WGLIM170060 | |
| 1700 | 700 | 50 | 670 | 828 | 422 | 800 | 670 | 1520 | 90 | 10,25 | 20,86 | WGLIM170070 | |

Verfügbare Größen:





Lima



A – Höhe B – Breite C1-C5 – Anschlussabstand D – horizontaler Konsolenabstand E – Vertikaler Konsolenabstand, F – Abstand von der Achse der unteren Konsole bis Unterkante des Kollektors

Kollektor

Profil:

